



Carriage House Overlay Series





R-values by models	
5300	10.29
5400	10.78
5500	10.67
5600	17.54
5700	18.03
5800	17.92



C.H.I. Carriage House Overlay Series


Rekindle the past.

A sense of history underlies our overlay series making them unforgettable. We started with durable high quality materials and blended in the traditional carriage house design. The result is a door you've always wanted.



C.H.I. Carriage House Overlay Series


Make an entrance.



Steel : 5300 / 5600



Wood : 5400 / 5700



Fiberglass : 5500 / 5800

DOOR DESIGNS

SQUARED TOP



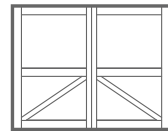
10



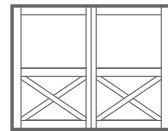
11



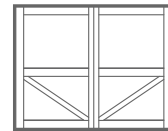
12



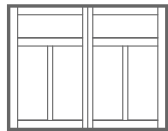
13



14



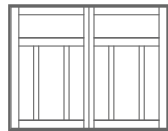
15



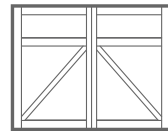
30



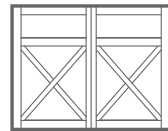
31



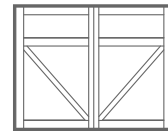
32



33

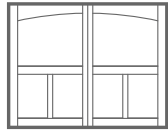


34

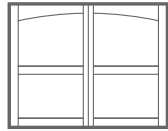


35

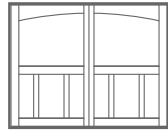
ARCHED TOP



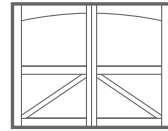
10A



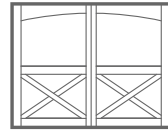
11A



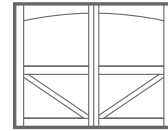
12A



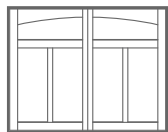
13A



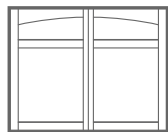
14A



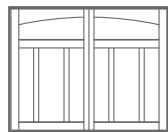
15A



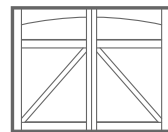
30A



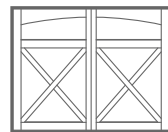
31A



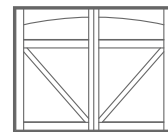
32A



33A



34A



35A

MODEL INSULATIONS



1-13/16" CFC Free Polystyrene with steel back

- Models: 5300, 5400, 5500
- R-values: 10.29, 10.78, 10.67



1-7/8" CFC Free Urethane with steel back

- Models: 5600, 5700, 5800
- R-values: 17.54, 18.03, 17.92

OPTIONS

WINDOW DESIGNS
SINGLE ROW



Plain



2-2 piece Arched Plain



4 piece Arched Plain



Stockton



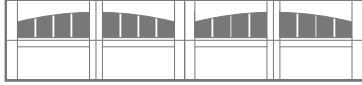
2-2 piece Arched Stockton



4 piece Arched Stockton



Madison

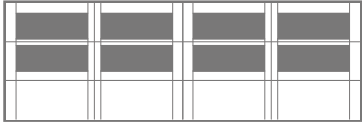


2-2 piece Arched Madison

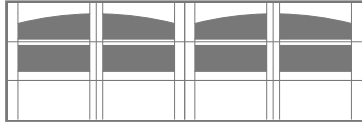


4 piece Arched Madison

DOUBLE ROW



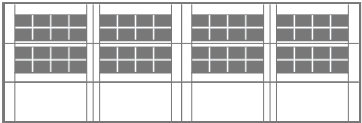
Plain



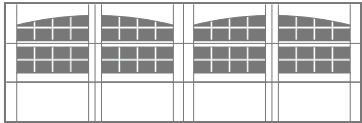
2-2 piece Arched Plain



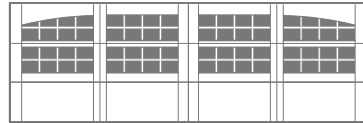
4 piece Arched Plain



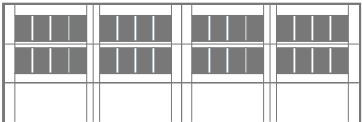
Stockton



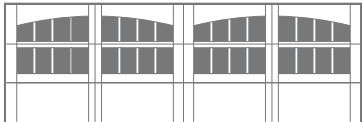
2-2 piece Arched Stockton



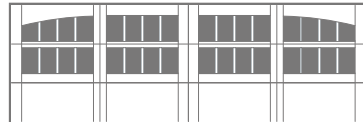
4 piece Arched Stockton



Madison



2-2 piece Arched Madison



4 piece Arched Madison


GLASS⁴



Plain



Glue Chip



Obscure



Seeded



Tinted

EXTERIOR HARDWARE

Spade



Wrought Iron



Barcelona 1



Barcelona 2

COLORS²

White

Almond³

Sandstone³

WOOD

Cedar

Mahogany

SPECIFICATIONS

Product	5300	5400	5500	5600	5700	5800
Section Joint	Tongue and groove	Tongue and groove	Tongue and groove	Thermally-broken tongue and groove	Thermally-broken tongue and groove	Thermally-broken tongue and groove
Section Thickness	2-1/2"	2-3/4"	2-1/2"	2-1/2"	2-3/4"	2-1/2"
Section Material	Steel with wood grain textured polystyrene overlay accent boards	Steel with wood tongue & groove face boards and wood overlay accent boards	Steel with fiberglass beadboard face and wood grain textured polystyrene overlay accent boards	Steel with wood grain textured polystyrene overlay accent boards	Steel with wood tongue & groove face boards and wood overlay accent boards	Steel with fiberglass beadboard face and wood grain textured polystyrene overlay accent boards
Insulation	1-13/16" cfc [chlorofluorocarbon] free polystyrene	1-13/16" cfc [chlorofluorocarbon] free polystyrene	1-13/16" cfc [chlorofluorocarbon] free polystyrene	1-7/8" foam injected cfc [chlorofluorocarbon] free urethane	1-7/8" foam injected cfc [chlorofluorocarbon] free urethane	1-7/8" foam injected cfc [chlorofluorocarbon] free urethane
R-value¹	10.29	10.78	10.67	17.54	18.03	17.92
Windbreaker Series	Available	Available	Available	Available	Available	Available
Impact Series	Available	Available	Available	Available	Available	Available
Options						
Window Designs	Plain, madison, arched madison, stockton, arched stockton					
Glass⁵	1/8" & 1/2" - Plain ⁶ , tinted, obscure, glue chip, seeded	1/8" & 1/2" - Plain ⁶ , tinted, obscure, glue chip, seeded	1/8" & 1/2" - Plain ⁶ , tinted, obscure, glue chip, seeded	1/8" & 1/2" - Plain ⁶ , tinted, obscure, glue chip, seeded	1/8" & 1/2" - Plain ⁶ , tinted, obscure, glue chip, seeded	1/8" & 1/2" - Plain ⁶ , tinted, obscure, glue chip, seeded
Colors²	White, almond ³ , sandstone ³	—	White, almond, sandstone	White, almond ³ , sandstone ³	—	White, almond, sandstone
Wood⁴	—	Cedar, mahogany	—	—	Cedar, mahogany	—
Appearance Package	Available	Available	Available	Available	Available	Available
Warranty						
Sections	3-years	1-year	3-years	3-years	1-year	3-years
Hardware	6-years	6-years	6-years	6-years	6-years	6-years
Springs	3-years for doors up to 8' high	3-years for doors up to 8' high	3-years for doors up to 8' high	3-years for doors up to 8' high	3-years for doors up to 8' high	3-years for doors up to 8' high

¹ R-value testing is in accordance with ASTM C518 standards. ² Refer to your local C.H.I. dealer for exact color match. ³ Available in the 5300 and 5600 series with white wood grain textured polystyrene overlay accent boards for a two-tone design. ⁴ Wood types used are Western Red Cedar and Fijian Mahogany. ⁵ All glass is either transparent or semi-transparent and available as non-insulated or insulated. ⁶ Also available as 1/8" polycarbonate.




Windbreaker and Impact Series

Wind can be unpredictable and destructive. This is why C.H.I. Windbreaker Series and iSeries doors are designed, tested, and built to the most rugged specifications. Wind chamber tested to ensure wind-load resistance, these extra-sturdy designs provide enhanced defense against the elements.



Appearance Package

With the Appearance Package your garage door will come equipped with all hardware, including struts and tracks, powder coated white.



Faux Windows

Faux windows are an option with the background color always being black and can be combined with all window section options.



Ask Your Door Professional at:



C.H.I. Overhead Doors | 1485 Sunrise Drive | Arthur, IL 61911 | USA
chiohd.com